

# TTC-6P-3-EX-24DC-UT-I - Surge protection device



1064665

<https://www.phoenixcontact.com/us/products/1064665>

Please be informed that the data shown in this PDF document is generated from our Online Catalog. Please find the complete data in the user documentation. Our General Terms of Use for Downloads are valid.



Surge protection, consisting of protective plug and base element, with integrated status indicator for a 3-wire floating Ex i signal circuit, HART-compatible.

## Your advantages

- Space-saving and cost-saving with a narrow overall width of just 6 mm
- Continuous monitoring of protective devices, plus mechanical status indicator with optional remote signaling
- Finding the right product for all possible requirements in MCR applications is easy, thanks to the complete range of products with customized features
- Easy testing and documentation with CHECKMASTER 2 with pluggable protective modules
- The signal is not influenced during maintenance work, thanks to the impedance-neutral insertion and removal of protective plugs

## Commercial Data

Item number	1064665
Packing unit	1 pc
Minimum order quantity	1 pc
Sales Key	CL23
Product Key	CL2163
Catalog Page	Page 158 (C-4-2019)
GTIN	4055626722733
Weight per Piece (including packing)	65.7 g
Weight per Piece (excluding packing)	65.1 g
Customs tariff number	85363010
Country of origin	DE

1064665

<https://www.phoenixcontact.com/us/products/1064665>

## Technical Data

### Product properties

IEC test classification	C1
	C2
	C3
	D1
Type	DIN rail module, two-section, divisible
Product type	Surge protection for information technology
Product family	TERMITRAB complete

### Insulation characteristics

Overvoltage category	III
Pollution degree	2

### Electrical properties

Nominal voltage $U_N$	24 V DC
-----------------------	---------

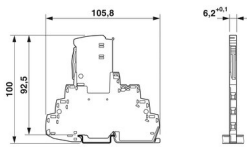
### Connection data

Connection method	Screw connection
Screw thread	M3
Tightening torque	0.5 Nm ... 0.6 Nm
Conductor cross section flexible	0.2 mm <sup>2</sup> ... 2.5 mm <sup>2</sup>
Conductor cross section rigid	0.2 mm <sup>2</sup> ... 4 mm <sup>2</sup>
Conductor cross section AWG	24 ... 12

### Ex data

Maximum inner capacitance $C_i$	negligible
Max. internal inductance $L_i$	negligible
Max. input current $I_i$	400 mA (T4 / -40 °C ... +50 °C)
	250 mA (T4 / -40 °C ... +70 °C)
	350 mA (T6 / -40 °C ... +35 °C)
	100 mA (T6 / -40 °C ... +70 °C)
Max. input voltage $U_i$	30 V DC
Ambient temperature (operation)	-40 °C ... 70 °C (with current derating)

### Dimensions

Dimensional drawing	
Width	6.2 mm +0.1 mm
Height	105.8 mm

1064665

<https://www.phoenixcontact.com/us/products/1064665>

Depth	100 mm (incl. DIN rail 7.5 mm)
-------	--------------------------------

### Material specifications

Flammability rating according to UL 94	V-0
Insulating material	PBT
Housing material	PBT

### Mechanical properties

#### Mechanical data

Open side panel	No
-----------------	----

### Protective circuit

Direction of action	Line-Line & Line-Signal Ground/Shield & optional Signal Ground/Shield-Earth Ground
Maximum continuous voltage $U_C$	30 V DC
Rated current	5 A (55 °C)
Operating effective current $I_C$ at $U_C$	$\leq 5 \mu\text{A}$
Residual current $I_{PE}$	$\leq 1 \mu\text{A}$
Nominal discharge current $I_n$ (8/20) $\mu\text{s}$ (line-line)	0.5 kA
Nominal discharge surge current $I_n$ (8/20) $\mu\text{s}$ (Core-Earth)	5 kA
Pulse discharge current $I_{imp}$ (10/350) $\mu\text{s}$ (line-earth)	0.5 kA
Total discharge current $I_{total}$ (8/20) $\mu\text{s}$	10 kA
Voltage protection level $U_p$ (line-line)	$\leq 68 \text{ V}$ (C1 - 1 kV / 500 A)
	$\leq 50 \text{ V}$ (C3 - 100 A)
	$\leq 50 \text{ V}$ (C3 - 25 A)
Voltage protection level $U_p$ (line-earth)	$\leq 700 \text{ V}$ (C1 - 1 kV / 500 A)
	$\leq 900 \text{ V}$ (C2 - 10 kV / 5 kA)
Response time $t_A$ (line-line)	$\leq 1 \text{ ns}$
Response time $t_A$ (line-earth)	$\leq 100 \text{ ns}$
Input attenuation aE, sym.	typ. 0.3 dB ( $\leq 12 \text{ MHz} / 150 \Omega$ )
Cut-off frequency $f_g$ (3 dB), sym. in 150 $\Omega$ system	typ. 60 MHz
Capacity (Core-Core)	typ. 30 pF
Capacity (Core-Earth)	typ. 30 pF
Resistance per path	$< 0.1 \Omega$
Surge protection fault message	optical
Max. required back-up fuse	5 A (F)
Impulse durability (line-line)	C1 - 1 kV / 500 A
	C3 - 100 A
Impulse durability (line-earth)	C1 - 1 kV / 500 A
	C2 - 10 kV / 5 kA
	D1 - 500 A
Pulse reset time (line-line)	$\leq 30 \text{ ms}$
Pulse reset time (line-earth)	$\leq 500 \text{ ms}$

# TTC-6P-3-EX-24DC-UT-I - Surge protection device



1064665

<https://www.phoenixcontact.com/us/products/1064665>

## Environmental and real-life conditions

### Ambient conditions

Degree of protection	IP20
Ambient temperature (operation)	-40 °C ... 85 °C
Ambient temperature (storage/transport)	-40 °C ... 85 °C
Altitude	≤ 2000 m (amsl)
Permissible humidity (operation)	5 % ... 95 %

## Approvals

### Conformity/Approvals

UL, USA / Canada	Class I, Div. 2, Groups A, B, C, D T4A
------------------	--

## Standards and regulations

Standards/specifications	EN 60079-0
Standards/specifications	EN 60079-11

### EN 61643-21

Standards/specifications	EN 61643-21
Standards/specifications	IEC 60079-0
Standards/specifications	IEC 60079-11
Standards/specifications	IEC 61643-21

## Mounting

Mounting type	DIN rail: TH 35 - 7.5 mm
---------------	--------------------------

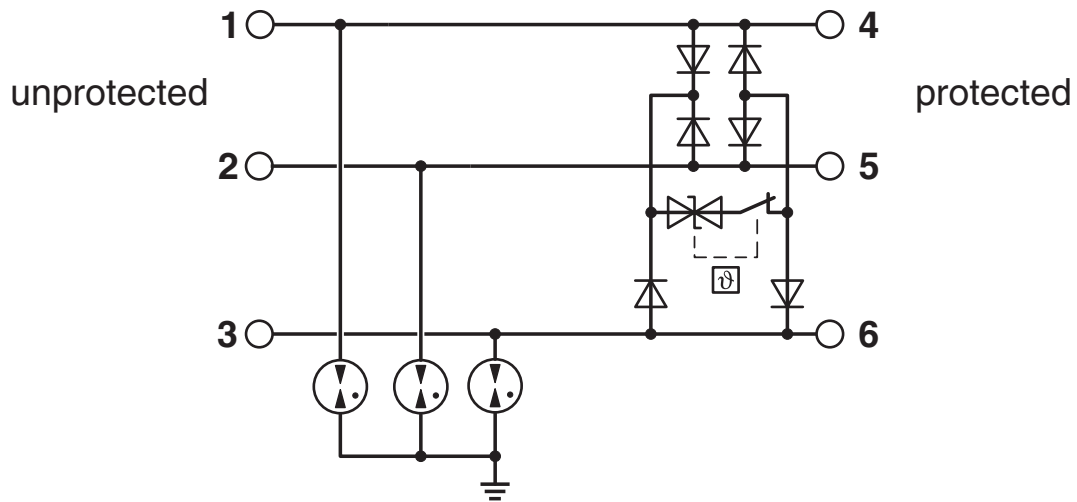
# TTC-6P-3-EX-24DC-UT-I - Surge protection device

1064665

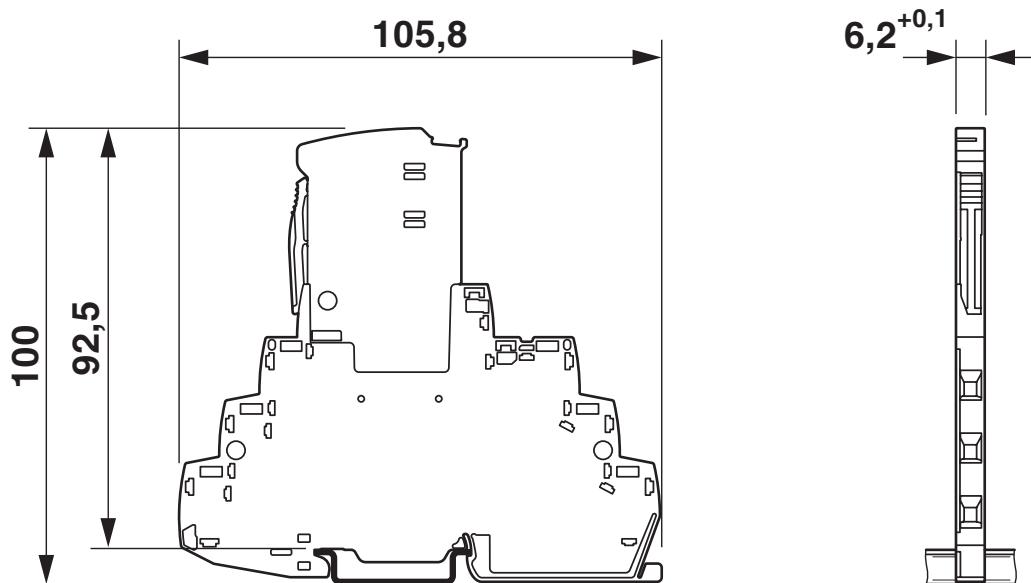
<https://www.phoenixcontact.com/us/products/1064665>

## Drawings

Circuit diagram



Dimensional drawing




1064665


<https://www.phoenixcontact.com/us/products/1064665>


## Approvals


To download certificates, visit the product detail page: <https://www.phoenixcontact.com/us/products/1064665>


 **UL Listed**  
Approval ID: FILE E 138168


 **DNV GL**  
Approval ID: TAE000027G


 **IECEX**  
Approval ID: IECEX BVS 16.0090X

 **CCC**  
Approval ID: 2020322316000780

 **cUL Listed**  
Approval ID: FILE E 333250

 **UL Listed**  
Approval ID: FILE E 333250

 **ATEX**  
Approval ID: BVS 16 ATEX E 125 X

 **NEPSI-EX**  
Approval ID: GYJ20.1114X

# TTC-6P-3-EX-24DC-UT-I - Surge protection device



1064665

<https://www.phoenixcontact.com/us/products/1064665>

## Classifications

### ECLASS

ECLASS-11.0	27130807
ECLASS-13.0	27171502

### ETIM

ETIM 8.0	EC000943
----------	----------

### UNSPSC

UNSPSC 21.0	39121600
-------------	----------

# TTC-6P-3-EX-24DC-UT-I - Surge protection device



1064665

<https://www.phoenixcontact.com/us/products/1064665>

## Environmental Product Compliance

REACH SVHC	Lead 7439-92-1
China RoHS	Environmentally Friendly Use Period = 50 years
	For information on hazardous substances, refer to the manufacturer's declaration available under "Downloads"



1064665

<https://www.phoenixcontact.com/us/products/1064665>

## Accessories

### X-PEN 0,35 - Marker pen

0811228

<https://www.phoenixcontact.com/us/products/0811228>



Marker pen without ink cartridge, for manual labeling of markers, labeling extremely wipe-proof, line thickness 0.35 mm

---

### ZBF 6 CUS - Zack Marker strip, flat

0825027

<https://www.phoenixcontact.com/us/products/0825027>



Zack Marker strip, flat, Strip, can be ordered: Strip, white, labeled according to customer specifications, mounting type: snap into flat marker groove, for terminal block width: 6.2 mm, lettering field size: 5.15 x 6.15 mm, Number of individual labels: 10

# TTC-6P-3-EX-24DC-UT-I - Surge protection device



1064665

<https://www.phoenixcontact.com/us/products/1064665>

## ZBF 6:UNBEDRUCKT - Zack Marker strip, flat

0808710

<https://www.phoenixcontact.com/us/products/0808710>



Zack Marker strip, flat, Strip, white, unlabeled, can be labeled with: PLOTMARK, CMS-P1-PLOTTER, mounting type: snapped, for terminal block width: 6.2 mm, lettering field size: 5.15 x 6.15 mm, Number of individual labels: 10

---

## ZBF 6/WH-100:UNBEDRUCKT - Zack Marker strip, flat

0808736

<https://www.phoenixcontact.com/us/products/0808736>



Zack Marker strip, flat, Strip, white, unlabeled, can be labeled with: PLOTMARK, CMS-P1-PLOTTER, mounting type: snapped, for terminal block width: 6.2 mm, lettering field size: 5.15 x 6.15 mm, Number of individual labels: 1000

# TTC-6P-3-EX-24DC-UT-I - Surge protection device



1064665

<https://www.phoenixcontact.com/us/products/1064665>

## ZBF 6,QR:FORTL.ZAHLEN - Zack Marker strip, flat

0808765

<https://www.phoenixcontact.com/us/products/0808765>



Zack Marker strip, flat, Strip, white, labeled, Printed vertically: consecutive numbers 1 ... 10, 11 ... 20, etc. up to 91 ... 100, mounting type: snapped, for terminal block width: 6.2 mm, lettering field size: 5.15 x 6.15 mm, Number of individual labels: 10

## TTC-6-FMRS-UT - Remote signaling set

2907810

<https://www.phoenixcontact.com/us/products/2907810>



Module set for the optical monitoring and floating remote signaling of adjacent surge protective devices in the TERMITRAB complete or CLIXTRAB product family. Suitable for directly grounded DIN rails.

# TTC-6P-3-EX-24DC-UT-I - Surge protection device



1064665

<https://www.phoenixcontact.com/us/products/1064665>

## TTC-EX-PP - Separating plate

1011977

<https://www.phoenixcontact.com/us/products/1011977>

Partition plate for NS-35/7,5 DIN rails to ensure a clearance of 50 mm between the remote signaling module and surge protection in TTC-EX systems.



---

## TTC-6-FC-UT - Fuse holder

1054762

<https://www.phoenixcontact.com/us/products/1054762>

Fuse carrier for surge protective devices of the TERMITRAB complete product range with screw connection technology. Multi-level connection on TTC-6 housings possible. For conventional 5x20 mm miniature fuses.



# TTC-6P-3-EX-24DC-UT-I - Surge protection device



1064665

<https://www.phoenixcontact.com/us/products/1064665>

## SSA 3-6 - Shield connection

2839295

<https://www.phoenixcontact.com/us/products/2839295>

Shield fast connection for 3 ... 6 mm cable diameter. Potential connecting cable:  
200 mm, 1 mm<sup>2</sup>, color: black



---

## SSA 5-10 - Shield connection

2839512

<https://www.phoenixcontact.com/us/products/2839512>

Shield fast connection for 5 ... 10 mm cable diameter. Potential connecting cable:  
200 mm, 1 mm<sup>2</sup>, color: black



# TTC-6P-3-EX-24DC-UT-I - Surge protection device



1064665

<https://www.phoenixcontact.com/us/products/1064665>

## TTC-6P-3-EX-24DC-I-P - Surge protection plug

1064663

<https://www.phoenixcontact.com/us/products/1064663>



Surge protection plug with integrated status indicator on the module for a 3-wire floating Ex i signal circuit. Nominal voltage: 24 V DC

---

Phoenix Contact 2023 © - all rights reserved

<https://www.phoenixcontact.com>

Phoenix Contact USA  
586 Fulling Mill Road  
Middletown, PA 17057, United States  
(+717) 944-1300  
[info@phoenixcon.com](mailto:info@phoenixcon.com)